




Year 6 Maths

Long Term Overview

Autumn Term



Wk	Unit	Learning content
1	Number Place Value	<ul style="list-style-type: none"> Understand and use numbers to ten million Use the powers of 10 Compare and order any integers Round any integer to varying degrees of accuracy Understand, use and calculate with negative numbers
2		
3	Number Addition, Subtraction, Multiplication and Division	<ul style="list-style-type: none"> Add and subtract integers Find common factors and multiples Understand and use rules of divisibility Know and reason about prime, square and cube numbers Use the long multiplication method (4-digit by 2-digit) Use short and long division Solve multiplication problems Use the order of operations (BIDMAS) Use mental calculations when appropriate and estimations to check calculations Reason from known facts - use either a given fact or one that is already known to work out other linked calculations
4		
5		
6		
7		
8	Number Fractions A	<ul style="list-style-type: none"> Recognise equivalent fractions Compare and order fractions Add and subtract fractions and mixed numbers Solve multi-step problems with fractions
9		
10	Number Fractions B	<ul style="list-style-type: none"> Multiply two fractions Divide fractions by an integer Find fractions of amounts Find the whole where a fraction is given
11		
12	Measurement Converting units	<ul style="list-style-type: none"> Use and understand metric measures Convert metric measures Calculate with metric measures Convert from miles to km and vice versa Use and understand imperial measures


Please note that teachers may need to adapt these plans to address the needs of their classes so the weeks/order may not always correlate.



Year 6 Maths

Long Term Overview

Spring Term



Wk	Unit	Learning content
1	Number Ratio	<ul style="list-style-type: none"> Use ratio language and the ratio symbol Understand the link between ratio and fractions Understand and use scale factors Solve ratio and proportion problems Scale recipes
2		
3	Number Algebra	<ul style="list-style-type: none"> Understand how function machines work - 1-step and 2-step Form expressions using letters to represent numbers Find values of expressions using substitution Use and interpret formulae Form algebraic equations Solve 1-step and 2-step equations Find pairs of values to satisfy an equation with two unknowns Solve problems with two unknowns.
4		
5	Number Decimals	<ul style="list-style-type: none"> Understand place value within 1 and where numbers have integers and decimals Round decimals with accuracy Add and subtract decimals Multiply and divide by 10, 100 and 1000 Multiply and divide decimals by integers both discretely and in context
6		
7	Number Fractions, Decimals and Percentages	<ul style="list-style-type: none"> Know fraction and decimal equivalents Understand fractions as division Understand percentages Convert from fractions to percentages Find equivalent fractions, decimals and percentages Find percentages of amounts - building up from 1-step to multi-step questions Solve percentage problems where there are missing values.
8		
9	Measurement Area, Perimeter and Volume	<ul style="list-style-type: none"> Calculate the area and perimeter of compound shapes Calculate the area of any triangle Calculate the area of a parallelogram Calculate volume by counting cubes Calculate the volume of a cuboid using the formula: length x width x depth
10		
11	Statistics Line graphs and Pie charts	<ul style="list-style-type: none"> Read and interpret line graphs Understand dual bar charts Read and interpret pie charts Construct pie charts Calculate the mean of a set of data
12		


Please note that teachers may need to adapt these plans to address the needs of their classes so the weeks/order may not always correlate.



Year 6 Maths

Long Term Overview

Summer Term



Wk	Unit	Learning content
1	Geometry Shape	<ul style="list-style-type: none"> • Measure and classify angles • Calculate missing angles in right angles, on straight lines and around a point • Understand that vertically opposite angles are equal • Know that angles in a triangle total 180° and use this to calculate missing angles in scalene triangles • Use knowledge of the types of triangles to calculate missing angles (e.g. Isosceles has two equal angles) • Know that interior angles in a quadrilateral total 360° and use this to calculate missing angles • Develop understanding of the interior angles in all polygons • Know the names for the parts of a circle, including radius, diameter and circumference • Use a protractor to draw shapes accurately • Recognise the nets of 3D shapes
2		
3		
4	Geometry Position and direction	<ul style="list-style-type: none"> • Read and plot coordinates in the four quadrants • Solve problems with coordinates • Translate shapes on a four quadrant coordinate grid • Reflect shapes across all four quadrants
5	SATs Week	
6	Themed projects and consolidation.	
7		
8		
9		
10		
11		
12		

Please note that teachers may need to adapt these plans to address the needs of their classes so the weeks/order may not always correlate.